

MOBILIDADE SISTEMAS TÁTICOS

SHELTER

S-262

S-394


S-788BR

S-280BR


ISO 1C 20'



S-394



S-788BR




ISO 1C 20'



S-394 +
HMT 2000



S-788BR +
HMT 2000




S-280BR



S-262 +
AGRALE MARRUÁ
CAB. DUPLA



S-394 +
AGRALE
MARRUÁ



S-788BR +
AGRALE MARRUÁ



S-280BR +
HMT 4000



ABRIGO	S-262	S-394	S-788BR	S-280BR	ISO 668 1C
Comprimento (mm)	1618	2330	2330	3610	6058
Largura (mm)	2000	2000	2000	2175	2438
Altura (mm)	1251	840	1650	2071	2438
Peso (kg)	206	220	276	540	1285
Carga Útil* (kg)	1294	1280	1224	3315	7180
Peso Bruto (kg)	1500	1500	1500	3855	8465

* a carga útil pode ser limitada pelo veículo de transporte